


Connect to Key by Amazon

Using the SSC Distributor ID, register your LiftMaster Partner Rewards account to track myQ and Key by Amazon connections.

rewards.liftmaster.com | **SSC Distributor ID: 11215**



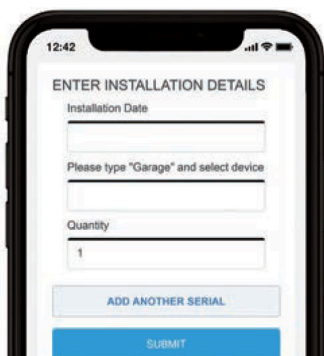
1. Setup Your Account

1. Click 'Register', enter all required information including a valid email address. Choose 'Yes' for the 'Purchase Primarily from Distribution'.
2. Add the **SSC Distributor ID: 11215** to the My Dealer/Distributor/Builder ID text box
3. Review and accept the Terms and Conditions, followed by clicking 'I Agree / Register Me Now.' Allow up to 48 hours for the registration to be approved. You will receive an email confirmation that your account is active and ready to use.



2. Invite Your Techs

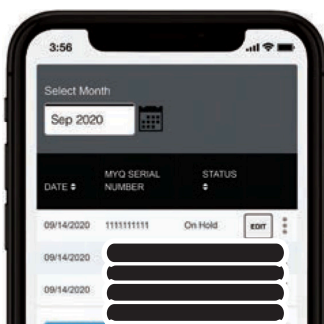
After your registration is activated, you'll need to invite your technicians to set up their own accounts. It is important that your technicians are registered and associated with your company so that your company get credit for the serial numbers they submit.



3. Make Connections

Any LiftMaster Wi-Fi enabled opener, whether installed by your company or already at the home, can be connected for SSC Credit. You can connect customers during a service visit or a new install. You can also upsell the homeowner to get connected by offering a smart Garage Hub*.

Once you've made the connection for Key by Amazon, submit the serial number for the devices through your LiftMaster Partner Rewards profile. The serial number will be validated by LiftMaster.



4. Track Your Credits

View your technicians' serial number claims in your Liftmaster Partner Rewards account. See which technicians is getting the most customers connected each week and incentivize your team to connect more homeowners.

